

GUITAR RACK, BRUCE SPRINGSTEEN AND THE E STREET BAND



WWW.TAKAMINEGUITARS.CO.JP

Specifications subject to change without notice.

©2015 TAKAMINE GAKKI CO.,LTD. TAKAMINE™, COOLTUBE™ and PALATHETIC™ are trademarks of TAKAMINE GAKKI CO.,LTD. All rights reserved

Ed001-5

Takamine
Guitars



THE HARDEST WORKING GUITAR

Hand-crafted in Mexico, Spain,
using only the finest materials and traditional construction techniques.

You work hard on your music. You work hard onstage. Takamine® is right there with you, building finely crafted guitars that work as hard as you do in bringing your artistic vision to life. It's a central element of the longstanding Takamine tradition that's every bit as important as the elegant aesthetics and masterful precision of each instrument.



GLENN FREY
/ EF360GF



JON BON JOVI
/ EF341SC



GLEN HANSARD

SIGNATURE



GLENN FREY

Takamine's EF360GF is a direct reproduction of Glenn's #1 Takamine – the guitar heard around the world by millions of fans on countless concert tours. This guitar presents the classic tone of a spruce and rosewood dreadnought guitar. The voice is strong and punchy and cuts well through the densest mix. Each interior label is signed by Glenn.

EF360GF

TOP : SOLID SPRUCE
BACK : SOLID ROSEWOOD
SIDES : ROSEWOOD
NECK : MAHOGANY
FINGER BOARD : ROSEWOOD
NUT WIDTH : 42mm
ELECTRONICS : CT-4BII
FINISH : GLOSS NATURAL



TOBY KEITH

Based on his longtime workhorse acoustic, the Takamine TF250SMCSB, it features a full-sounding jumbo body with a convenient cutaway, solid spruce top with scalloped "X" bracing, and beautiful flame maple back and sides. In Keith's own personal touch, the EF250TK also features his signature on the heel cap and his silhouette image on a special headstock medallion.

EF250TK

TOP : SOLID SPRUCE
BACK : MAPLE
SIDES : MAPLE
NECK : MAPLE
FINGER BOARD : EBONY
NUT WIDTH : 42mm
ELECTRONICS : CT-4BII
FINISH : GLOSS AS



STEVE WARINER

Takamine's very first signature model was inspired by the Grammy winning, world-class guitarist Steve Wariner. Players often note the deeper warmer acoustic voice of the SW341SC. That's due largely to the dreadnought's solid sapele back along with the solid cedar top. The shimmering tone is emphasized with the glimmer of hundreds of pieces of hand laid abalone.

SW341SC

TOP : SOLID CEDAR
BACK : SOLID SAPELE
SIDES : SAPELE
NECK : MAHOGANY
FINGER BOARD : ROSEWOOD
NUT WIDTH : 42mm
ELECTRONICS : CT-4BII
FINISH : GLOSS BLACK



GARTH BROOKS

The GB7C Garth Brooks signature model was designed as a collaboration between Takamine R&D and country legend Garth Brooks. This model matches a solid cedar top, finished in a silky smooth natural satin finish, to a solid rosewood back and features a unique soundhole that mirrors the shape of the guitar. Sonically, the guitar performs well in soft fingerstyle passages and aggressive strumming.

GB7C

TOP : SOLID CEDAR
BACK : SOLID ROSEWOOD
SIDES : ROSEWOOD
NECK : MAHOGANY
FINGER BOARD : ROSEWOOD
NUT WIDTH : 42mm
ELECTRONICS : CT-4BII
FINISH : SATIN NATURAL



JOHN JORGENSEN

Designed in collaboration with guitarist extraordinaire John Jorgenson, the JJ325SRC is voiced to cover a broad tonal spectrum with depth for power and a shimmering upper midrange for articulation and clarity. It features a solid spruce top with bubinga back and sides, gloss red finish, JJ inlay at the 12th fret, gold tuners with ivory buttons and the CT-4BII preamp system.

JJ325SRC

TOP : SOLID SPRUCE
BACK : BUBINGA
SIDES : BUBINGA
NECK : MAHOGANY
FINGER BOARD : ROSEWOOD
NUT WIDTH : 42mm
ELECTRONICS : CT-4BII
FINISH : GLOSS RED STAIN

JJ325SRC-12

TOP : SOLID SPRUCE
BACK : BUBINGA
SIDES : BUBINGA
NECK : MAHOGANY
FINGER BOARD : ROSEWOOD
NUT WIDTH : 42mm
ELECTRONICS : CT-4BII
FINISH : GLOSS RED STAIN



KENNY CHESNEY

Guitars, Tiki Bars and a Whole Lotta Love!!! The KC70 Kenny Chesney Signature Model is your one-way ticket to a little piece of paradise. Designed by Kenny, this guitar captures the island spirit perfectly. Features a solid cedar top and solid sapele back with a silky smooth satin finish. Each label is signed by Kenny.

KC70

TOP : SOLID CEDAR
BACK : SOLID SAPELE
SIDES : SAPELE
NECK : MAHOGANY
FINGER BOARD : ROSEWOOD
NUT WIDTH : 42mm
ELECTRONICS : CT-4BII
FINISH : SATIN NATURAL





BLAKE SHELTON



BRUCE SPRINGSTEEN



BRUNO MARS



BRAD DAVIS



FRED MASCHERINO -
TERRIBLE THINGS



RICH THOMAS



PAUL JACKSON JR.



SWON BROS.



MARTY SCHIFF - MARTINA MCBRIDE



JOHN SCOFIELD




MAITE KELLY



DAVE STEWART



TOM DUMONT - NO DOUBT



NILS LOFGREN




GUTHRIE TRAPP



LANCE ALLEN




ADAM DUTKIEWICZ



HOWIE DAY



STRIKING MATCHES




JISE FONTAO - STUCK IN THE SOUND




IGOR PRESNYAKOV



THE WELLSRING



ED KOWALCZYK



MAKANA



ADAM LAZZARA -
TAKING BACK SUNDAY



BRAIN SPRADLIN - EASTON CORBIN



MARK GOLDENBERG



JAKE ALLEN



JASON KRAUSE - KID ROCK
/TWISTED BROWN TRUCKER BAND



INDIA ARIE



GEO SLAM



DAMIEN JURADO



SCOTT PATTON - SUGARLAND




SUPACOUSTIX



JENEE FLEENOR - BLAKE SHELTON



CHESTER BENNINGTON -
LINKIN PARK



CLAUDIO HEINZMANN



JAMIE JOHNSON/TERRY ELDREDGE - THE GRASCALS



NAOMI WACHIRA



VINCENT NGUINI - PAUL SIMON



GALIA ARAD



CHRISTINE HAVRILLA



CHRIS HILLMAN

PRO SERIES 7

Takamine's Pro Series 7 puts the finest finishing touches on top level Pro Series guitars for serious performers. In a versatile variety of body sizes and styles, they feature solid spruce tops and solid rosewood backs and sides for a rich and pure sound, 12"-radius ebony fingerboards with elegant abalone "snowflake" inlays, rosewood bridges with split bone saddles for faultless intonation, gold tuners and hardware, and the CTP-3 CoolTube™ preamp system for peerless amplified performance

P7D



P7NC



P7DC



P7JC



SPECIFICATION

TOP : SOLID SPRUCE
BACK : SOLID ROSEWOOD
SIDES : SOLID ROSEWOOD
NECK : MAHOGANY
FINGER BOARD : EBONY
NUT WIDTH : 45mm
ELECTRONICS : CTP-3 COOLTUBE
FINISH : GLOSS NATURAL



Takamine™ Pro Series 6 guitars are a stunning collection with bold looks and refined performance features that will help you stand out visually and sonically. All models feature solid spruce tops, solid flame maple backs and flame maple sides, bound 12"-radius ebony fingerboard with mother-of-pearl snowflake inlays, rosewood bridge with split bone saddle for faultless intonation, gold tuners with pearl buttons, and the CTP-3 CoolTube™ preamp system for unmatched amplified performance.

SPECIFICATION

TOP : SOLID SPRUCE
BACK : SOLID FLAME MAPLE
SIDES : FLAME MAPLE
NECK : MAPLE
FINGER BOARD : EBONY
NUT WIDTH : 42.5mm
ELECTRONICS : CTP-3 COOL TUBE
FINISH : BROWN SUNBURST

P6JC



P6NC



P6N



P6JC-12



PRO SERIES 6

PRO SERIES 5

SPECIFICATION

TOP : SOLID SPRUCE
BACK : SOLID ROSEWOOD
SIDES : ROSEWOOD
NECK : MAHOGANY
FINGER BOARD : ROSEWOOD
NUT WIDTH : 42.5mm
ELECTRONICS : CTP-3 COOLTUBE
FINISH : GLOSS NATURAL

The Takamine™ Pro Series 5 guitars present a truly fine family crafted with the performer in mind. All have solid spruce tops, solid rosewood backs and rosewood sides, 12" -radius rosewood fingerboards with stylish abalone "dot-in-dot" inlays, rosewood bridges with split bone saddles for faultless intonation, gold tuners and hardware, and the CTP-3 COOL TUBE™ preamp system for peerless amplified performance.

P5NC



P5DC



P5J



P5JC



PRO SERIES 4

SPECIFICATION

P4DC

TOP : SOLID SPRUCE
BACK : SOLID SAPELE
SIDES : SAPELE
NECK : MAHOGANY
FINGER BOARD : ROSEWOOD
NUT WIDTH : 42.5mm
ELECTRONICS : CTP-3 COOLTUBE
FINISH : GLOSS NATURAL

The Takamine™ Pro Series 4 features the P4DC dreadnought. With a refined style and a strong, clear voice, the P4DC offers you an immediately rewarding acoustic experience. Premium features include a solid spruce top, solid sapele back and sapele sides, mahogany neck, ivory-bound rosewood fingerboard with 12" -radius and wood "dot-in-dot" inlays, pinless rosewood bridge with split bone saddle for easy string changes and faultless intonation, gold tuners with amber buttons, and the CTP-3 COOL TUBE™ preamp system for the finest in amplified acoustic performance.



PRO SERIES 3

Takamine™ Pro Series 3 guitars are elegantly appointed beauties crafted with resonant tonewoods, the finest decorative touches and state-of-the-art onboard electronics that deliver an exquisite acoustic experience onstage and off.

SPECIFICATION

- TOP : SOLID CEDAR
- BACK : SOLID SAPELE
- SIDES : SAPELE
- NECK : MAHOGANY
- FINGER BOARD : ROSEWOOD
- NUT WIDTH : 42.5mm
- ELECTRONICS : CT-4BII
- FINISH : SATIN NATURAL



P3D



P3DC-12



P3DC



P3NY



P3FCN



P3NC



P3MC



PRO SERIES 2

Great projection, balance and harmonic richness resound from its X-braced solid spruce top and sapele back and sides. Other premium features include a mahogany neck and rosewood fingerboard with pearl dot inlays. The unique Takamine™ bridge with split bone saddle provides faultless intonation and excellent acoustic coupling to the top. The P2DC also features chrome die-cast machine heads for superb tuning stability, a gloss natural-finish top on satin back and sides, and the highly acclaimed CT-4BII preamp system with three-band EQ, volume control and built-in tuner.

P2DC

TOP : SOLID SPRUCE
BACK : SAPELE
SIDES : SAPELE
NECK : MAHOGANY
FINGER BOARD : ROSEWOOD
NUT WIDTH : 42.5mm
ELECTRONICS : CT-4BII
FINISH : GLOSS TOP / SATIN



We aim to craft guitars in an artful, thoughtful way—
instruments that take your
performance to new heights.

High-volume builders use production
machinery to speed up their output,
but speed isn't the issue for us—
it's the quality of the instrument.
We're proud of the level of our
craftsmanship, and we invite you to
see it for yourself by taking a close
look at our instruments, part by part.

TAKAMINE CRAFTSMANSHIP



PRO SERIES 1

All Pro Series 1 models feature resonant X-braced solid cedar tops and sapele backs and sides, rock-solid mahogany necks with rosewood fingerboards and pearl dot inlays, bridges with split bone saddles for faultless intonation and excellent acoustic coupling to the top, chrome die-cast machine heads for superb tuning stability, beautiful gloss natural-finish tops on satin backs and sides, and Takamine's acclaimed CT-4BII preamp system for peerless amplified sound and performance.

SPECIFICATION

TOP : SOLID CEDAR
BACK : SAPELE
SIDES : SAPELE
NECK : MAHOGANY
FINGER BOARD : ROSEWOOD
NUT WIDTH : 42.5mm
ELECTRONICS : CT-4BII
FINISH : GLOSS TOP / SATIN



P1D



P1DC



P1M



P1NC



P1JC-12




P1JC



LEGACY SERIES

The Legacy Series is a distinct collection of many longtime fan favorites, best sellers, and special instruments from past Takamine™ series with great names such as Keystone, Tradesman, Nouveau and Santa Fe. All finely crafted, all prized by players worldwide and all now gathered under the same banner for a legacy that lives on.



EF381SC

TOP : SOLID SPRUCE
BACK : MAPLE
SIDES : MAPLE
NECK : MAHOGANY
FINGER BOARD : ROSEWOOD
NUT WIDTH : 47.5mm
ELECTRONICS : CT-4BII
FINISH : GLOSS BLACK

EF341SC

TOP : SOLID CEDAR
BACK : MAPLE
SIDES : MAPLE
NECK : MAHOGANY
FINGER BOARD : ROSEWOOD
NUT WIDTH : 42.5mm
ELECTRONICS : CT-4BII
FINISH : GLOSS BLACK

EF407

TOP : HAWAIIAN KOA
BACK : HAWAIIAN KOA
SIDES : HAWAIIAN KOA
NECK : MAHOGANY
FINGER BOARD : ROSEWOOD
NUT WIDTH : 42.5mm
ELECTRONICS : CT-4BII
FINISH : GLOSS NATURAL

EF261S AN

TOP : SOLID CEDAR
BACK : NATO
SIDES : NATO
NECK : MAHOGANY
FINGER BOARD : ROSEWOOD
NUT WIDTH : 42.5mm
ELECTRONICS : CT-4BII
FINISH : GLOSS ANTIQUE STAIN

EF508KC

TOP : HAWAIIAN KOA
BACK : HAWAIIAN KOA
SIDES : HAWAIIAN KOA
NECK : MAHOGANY
FINGER BOARD : ROSEWOOD
NUT WIDTH : 42.5mm
ELECTRONICS : CT-4BII
FINISH : GLOSS NATURAL

TF77-PT

TOP : SOLID CEDAR
BACK : SOLID HAWAIIAN KOA
SIDES : SOLID HAWAIIAN KOA
NECK : MAHOGANY
FINGER BOARD : ROSEWOOD
NUT WIDTH : 42.5mm
ELECTRONICS : CTP-3 COOLTUBE
FINISH : SUNSET BURST

LEGACY SERIES

The Legacy Series is a distinct collection of many longtime fan favorites, best sellers, and special instruments from past Takamine™ series with great names such as Keystone, Tradesman, Nouveau and Santa Fe. All finely crafted, all prized by players worldwide and all now gathered under the same banner for a legacy that lives on.

TF740FS

TOP : SOLID CEDAR
BACK : SOLID MAHOGANY
SIDES : SOLID MAHOGANY
NECK : MAHOGANY
FINGER BOARD : EBONY
NUT WIDTH : 47.5mm
ELECTRONICS : CTP-3 COOLTUBE
FINISH : GLOSS NATURAL



TSF48C

TOP : SOLID SPRUCE
BACK : SOLID ROSEWOOD
SIDES : ROSEWOOD
NECK : MAHOGANY
FINGER BOARD : EBONY
NUT WIDTH : 42.5mm
ELECTRONICS : CTP-3 COOLTUBE
FINISH : GLOSS NATURAL



TSF40C

TOP : SOLID CEDAR
BACK : SOLID MAHOGANY
SIDES : MAHOGANY
NECK : MAHOGANY
FINGER BOARD : ROSEWOOD
NUT WIDTH : 42.5mm
ELECTRONICS : CTP-3 COOLTUBE
FINISH : GLOSS NATURAL



David Lindley

BASS SERIES

TB10 : The highly distinctive TB10 acoustic/electric fretless bass guitar is handcrafted with a spruce top and maple back and sides. It features an upright-style fingerboard radius (allows bowing), tailpin extension peg, and Cool Tube™ preamp for authentic upright tone with rich harmonics.

PB5 SBL

TOP : SPRUCE
BACK : ARCHED MAPLE
SIDES : MAPLE
NECK : MAPLE
FINGER BOARD : ROSEWOOD
NUT WIDTH : 42mm
ELECTRONICS : CT4-DX
FINISH : GLOSS SBL



PB5 ANS

TOP : SPRUCE
BACK : ARCHED MAPLE
SIDES : MAPLE
NECK : MAPLE
FINGER BOARD : ROSEWOOD
NUT WIDTH : 42mm
ELECTRONICS : CT4-DX
FINISH : ANS



TB10

TOP : ARCHED SPRUCE
BACK : ARCHED MAPLE
SIDES : MAPLE
NECK : MAPLE
FINGER BOARD : EBONY
NUT WIDTH : 46mm
ELECTRONICS : CTP-3 COOLTUBE
FINISH : RED STAIN



CLASSICAL & HIRADE

Master luthier Mass Hirade was a driving force at Takamine™, joining the company in 1968 and becoming its president in the mid-1970s. A brilliant guitar maker, he created innovative instruments of markedly superior volume, tone and playability, and it is in honor of his legacy that one of the most acclaimed Takamine™ guitar families is named.

Steeped in tradition, classical guitars remain a vibrant and vital presence in today's music, and Takamine™ has long gathered acclaim for its own finely crafted contributions to the form. Built with the nuanced and full-bodied voice of that age-old tradition, Takamine™ classical guitars also incorporate equally nuanced technological innovations that make adding a nylon-string guitar to your onstage arsenal a richly rewarding sonic experience.

Today's Takamine™ classical guitars continue a truly fine heritage of classical excellence, including the "H" and "TH" Hirade models named after the great man himself.



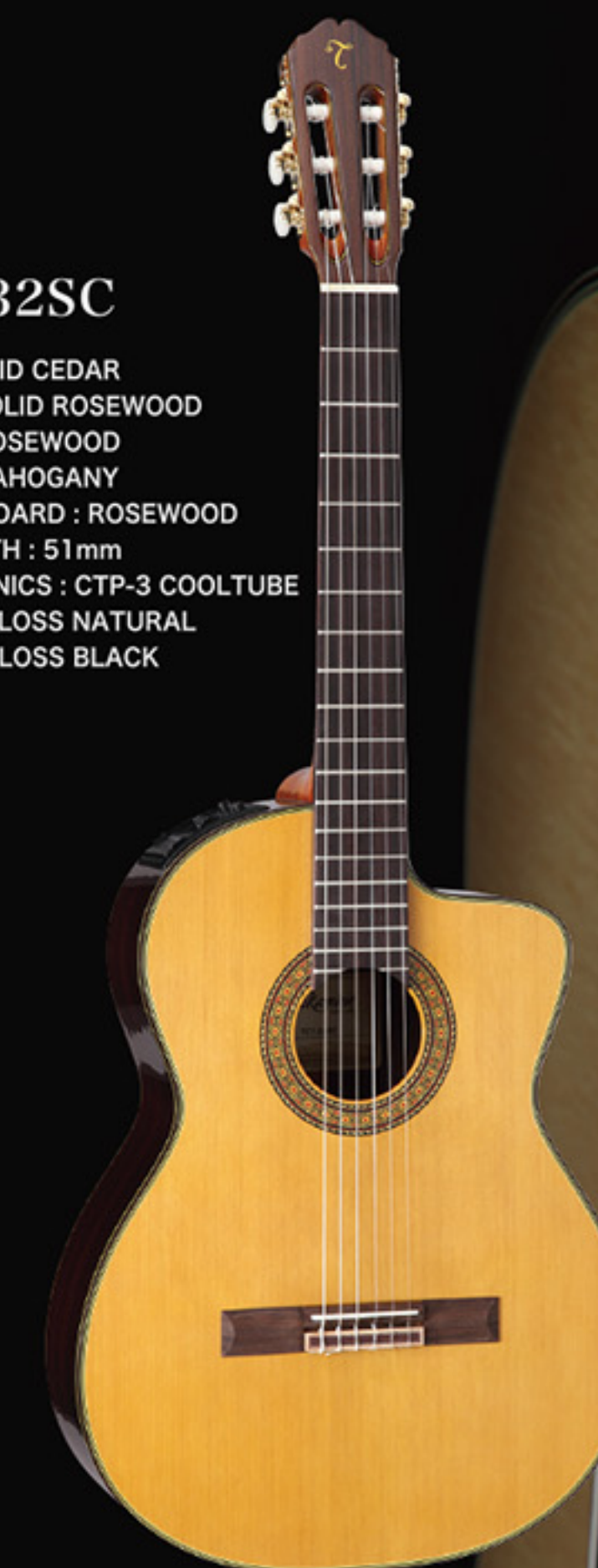
TH90

TOP : SOLID SPRUCE
BACK : SOLID ROSEWOOD
SIDES : SOLID ROSEWOOD
NECK : MAHOGANY
FINGER BOARD : EBONY
NUT WIDTH : 51mm
ELECTRONICS : CTP-3 COOLTUBE
FINISH : GLOSS NATURAL



TC135SC

TOP : SOLID SPRUCE
BACK : SOLID ROSEWOOD
SIDES : ROSEWOOD
NECK : MAHOGANY
FINGER BOARD : ROSEWOOD
NUT WIDTH : 47.5mm
ELECTRONICS : CTP-3 COOLTUBE
FINISH : GLOSS NATURAL



TC132SC

TOP : SOLID CEDAR
BACK : SOLID ROSEWOOD
SIDES : ROSEWOOD
NECK : MAHOGANY
FINGER BOARD : ROSEWOOD
NUT WIDTH : 51mm
ELECTRONICS : CTP-3 COOLTUBE
FINISH : GLOSS NATURAL
GLOSS BLACK



TH5C

TOP : SOLID CEDAR
BACK : SOLID ROSEWOOD
SIDES : SOLID ROSEWOOD
NECK : MAHOGANY
FINGER BOARD : EBONY
NUT WIDTH : 51mm
ELECTRONICS : CTP-3 COOLTUBE
FINISH : GLOSS NATURAL



C132S

TOP : SOLID CEDAR
BACK : SOLID ROSEWOOD
SIDES : ROSEWOOD
NECK : MAHOGANY
FINGER BOARD : ROSEWOOD
NUT WIDTH : 51mm
FINISH : GLOSS NATURAL



H5

TOP : SOLID CEDAR
BACK : SOLID ROSEWOOD
SIDES : SOLID ROSEWOOD
NECK : MAHOGANY
FINGER BOARD : EBONY
NUT WIDTH : 51mm
FINISH : GLOSS NATURAL



H8SS

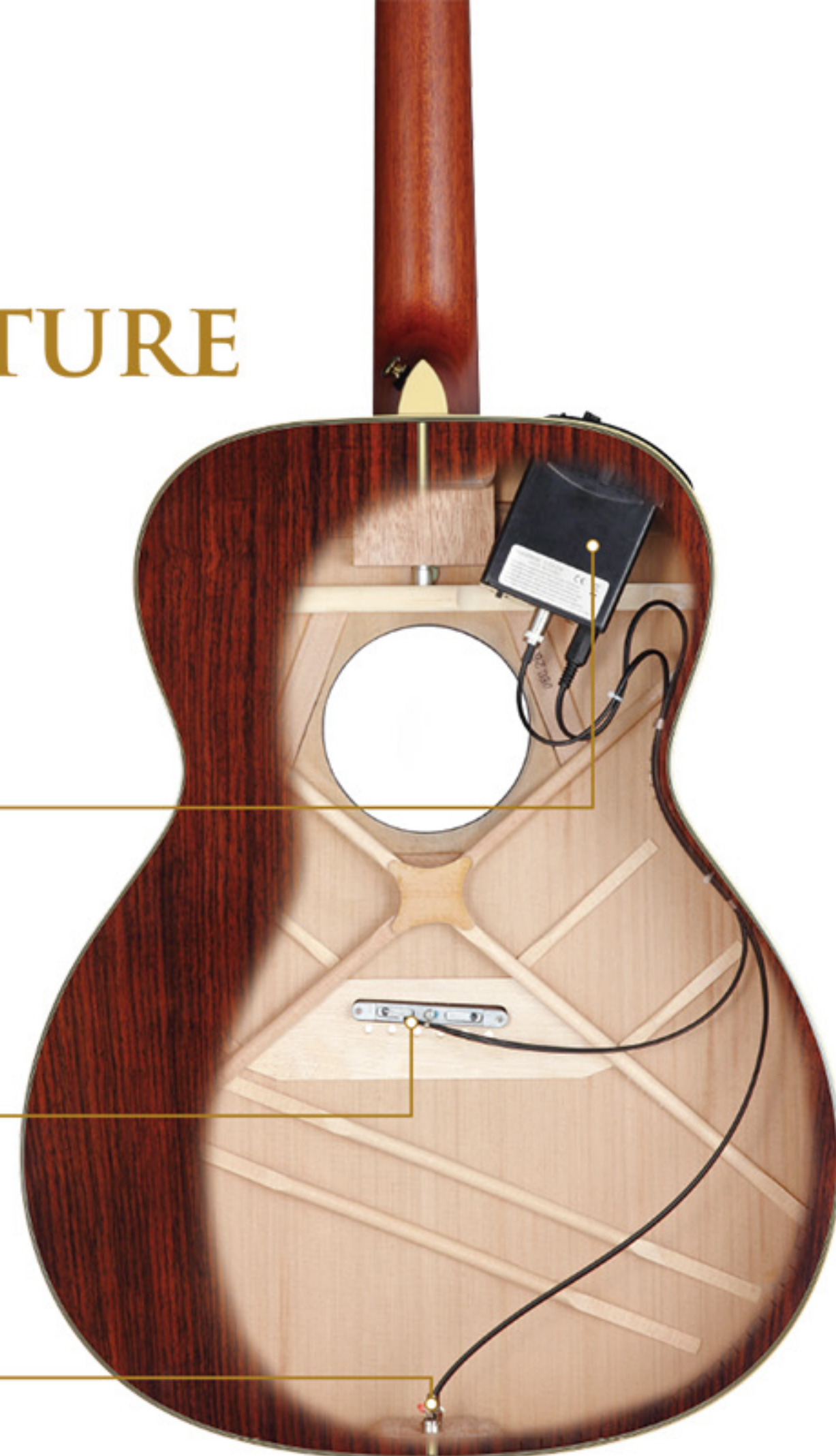
TOP : SOLID SPRUCE
BACK : SOLID ROSEWOOD
SIDES : SOLID ROSEWOOD
NECK : MAHOGANY
FINGER BOARD : EBONY
NUT WIDTH : 51mm
FINISH : GLOSS NATURAL

INTERNAL STRUCTURE

PREAMP

PALATHETIC PICKUP

ENDPIN JACK

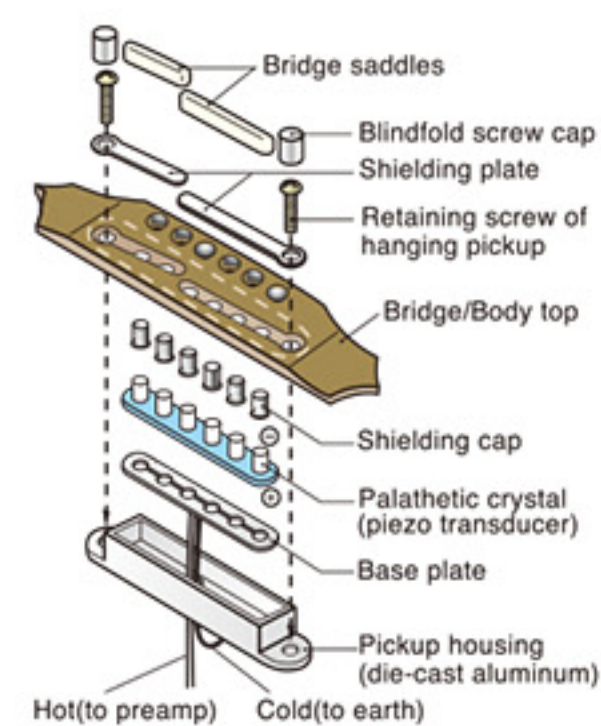


PALATHETIC PICKUP

The key to the amplified superiority of Takamine™ acoustic-electric guitars is the Palathetic pickup.

Using six individually shielded piezoelectric elements (one for each string), the Palathetic pickup is no ordinary under-saddle transducer. Takamine's design, in fact, boasts a dozen times the element mass of typical under-saddle pickups, resulting in a more fully realized amplified sound. All six pickup elements penetrate the bridge plate, soundboard and bridge to make direct contact with the saddle, creating a distinctive sonic linkage with the string. The pickup casing is attached to both the guitar top and bridge mechanically, creating a solid pairing with the soundboard.

The result of this design is a signal that has the defined articulation of each individual string and the rich harmonic content delivered by the resonating soundboard. That means a full, complete and accurately realized acoustic guitar tone at high sound pressure levels.



Construction of palathetic pickup

ENDPIN JACK

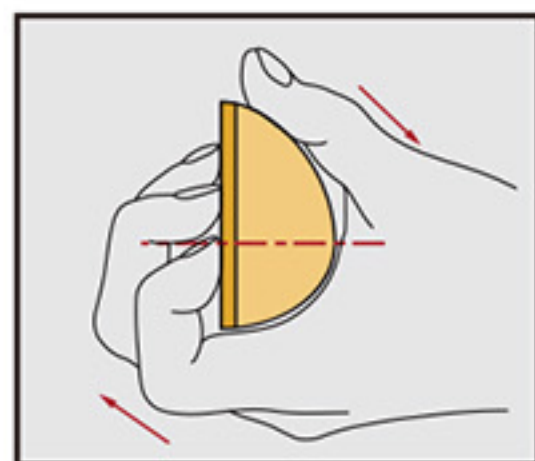
An all-in-one endpin output jack is fastened by three large wood screws so that the endpin should not be loose or fall, and the damages to the body should be kept at minimum when the connected cable is accidentally tugged hard. A commonly used 1/8" mini plug is connected to the other end of the internal cable to make the repair work, like replacement of the jack, easier.



ASYMMETRICAL NECK

Improved playability for everyone.

The neck profile of a Takamine™ guitar is offset—like an asymmetrical letter “C”, so that it fits the natural shape of your hand. This improves playability by reducing the distance the wrist must move when the thumb is moved toward the first string, resulting in a comfortable feel and an exceptional playing experience.



SPLIT SADDLE

The bridge to great intonation.

Takamine's distinctive split-saddle bridge provides accurate acoustic intonation through a specially compensated design that is quite literally split, giving the two unwound strings—the B and the high E—their own well-deserved “break” and enhancing overall intonation.



CONTROL
VOLUME
LOW/MID/HIGH
MID-FREQUENCY
COOL TUBE
NOTCH
AUX PU MIX VOLUME
AUX PU GAIN
SWITCH
COOL TUBE STANDBY
TUNER POWER ON-OFF (with MUTE)
TUNER PITCH CHANGE
NOTCH CUT LEVEL SELECT (-6dB/-12dB)
MAIN PU GAIN (Steel→Nylon)
AUX PU EQ (MID CUT/HIGH CUT)

CTP-3
COOLTUBE

The CTP-3 CoolTube™, the first and only onboard tube preamp for acoustic guitar, produces a rich, full sound. It takes its name from innovative Takamine™ technology that runs its 12AU7 dual-triode vacuum tube at very low voltages—so low that it stays cool to the touch—with variable tube tone that can be adjusted from bright and brilliant to thick and warm.

The full-range EQ section uses shelving filters to sculpt bass and treble frequencies, with semi-parametric shaping control over the midrange.

A control knob adjusts the frequency from 250Hz to 5kHz, and a pinpoint-precise onboard chromatic tuner is standard equipment.

Other features include Mid and High cut switches for a second pickup.



CT-4BII

CONTROL
VOLUME
LOW/MID/HIGH
SWITCH
TUNER POWER ON-OFF (with MUTE)
TUNER PITCH CHANGE

Our CT-4BII preamp system is simple to use and delivers pro-level sonic purity and tone control. Easily dial in your amplified level and tone with volume and three-band graphic EQ (low, mid and high). A built-in chromatic tuner with independent on/off switch and mute enables convenient spot-on tuning, and the Auto-Off feature preserves battery life.



CT4-DX

CONTROL
1PU Mode : VOLUME
: LOW/LOW-MID/HIGH-MID/HIGH
/NOTCH.1/NOTCH.2
DUAL Mode : VOLUME
: MIX
: [LOW/HIGH/NOTCH] x2 route

SWITCH
TUNER POWER ON-OFF (with MUTE)
TUNER PITCH CHANGE
NOTCH CUT LEVEL SELECT (-6db/-12db)

The two-channel CT4-DX offers the ultimate in preamp flexibility. Used with the Palathetic under-saddle pickup, it offers four-band EQ (low, low mid, high mid, high) and two notch filter controls to reduce feedback.

Add a second pickup (the Takamine™ Tri-Ax, for example), and the CT4-DX gives you independent control over both pickups, each of which will then have two-band EQ and a notch filter control. You can also alter the mix levels of each of the pickups. Other features include volume control and onboard tuner.

Tri-Ax Pickup

CONTROL : VOLUME
SWITCH : Active-Passive SELECT



The Takamine™ Tri-Ax is an active soundhole pickup that senses both string and body vibrations to produce a clear, rich and complex tone. The dual-coil design and built-in Class A discrete preamp are highly resistant to feedback, noise and hum. An onboard volume control provides convenient fingertip control over sound level, while the active/passive switch allows you to run it in either active or passive mode. Designed for use as a standalone unit or as a second pickup source with the CTP-3 Cool Tube™ or CT4-DX preamp systems.

Soundboard Transducer
(factory-installed)

CTP-3 and CT4-DX preamps offer the flexibility of adding a second pickup in addition to the Takamine Palathetic™ pickup already on board. The Takamine original high-quality soundboard transducer is a second pickup source. This adds a whole new dimension to the already natural sound of our famed Takamine electronics.

BODY SHAPES

NEW YORKER

The smallest of Takamine’s body styles, the New Yorker, feels great and produces focused tone with great balance and articulation.

LENGTH	19 3/16" (48.7CM)
DEPTH	3 11/16" (9.4CM)
UPPER BOUT	10 3/8" (26.4CM)
LOWER BOUT	14" (35.6CM)



SHAPE SIZE



FXC

The FXC is very close to traditional grand concert proportions. Excellent feedback control with a true and warm acoustic tone.

LENGTH	19 1/8" (48.5CM)
DEPTH	4" (10CM)
UPPER BOUT	11" (28CM)
LOWER BOUT	14 3/4" (37.5CM)



SHAPE SIZE



FCN

Takamine’s FCN is designed to deliver classic nylon string tone in modern live and recording environments.

LENGTH	19 1/8" (48.5CM)
DEPTH	4" (10CM)
UPPER BOUT	11" (28CM)
LOWER BOUT	14 3/4" (37.5CM)



SHAPE SIZE



DREADNOUGHT

The most popular body shape of the past half century, the dreadnought delivers a strong low end with plenty of volume.

LENGTH	20 1/16" (51CM)
DEPTH	4 15/16" (12.5CM)
UPPER BOUT	11 1/8" (30CM)
LOWER BOUT	15 3/4" (40CM)



SHAPE SIZE



NEX

This original Takamine™ body is a scaled-down jumbo at heart. The NEX has a silky balance to the tone that supports vocals beautifully.

LENGTH	20 1/16" (51CM)
DEPTH	4 5/16" (11CM)
UPPER BOUT	11 1/4" (28.5CM)
LOWER BOUT	15 3/4" (40CM)



SHAPE SIZE



OM

The orchestra model shape, with its strong lower midrange and versatile dynamics, is enjoying a resurgence.

LENGTH	19 1/2" (49.5CM)
DEPTH	4 1/4" (11CM)
UPPER BOUT	11" (28CM)
LOWER BOUT	15 3/8" (39CM)



SHAPE SIZE



JUMBO

The jumbo excels as a rhythm guitar—big, meaty chords, plenty of volume and outstanding balance.

LENGTH	20 7/8" (53CM)
DEPTH	4 15/16" (12.5CM)
UPPER BOUT	12 9/16" (32CM)
LOWER BOUT	17 1/8" (43.5CM)



SHAPE SIZE



CLASSICAL

Takamine™ classical guitars respect tradition. The fan bracing and body shape deliver a clear tone and a strong voice.

LENGTH	19 5/16" (49CM)
DEPTH	4" (10CM)
UPPER BOUT	11 7/16" (29CM)
LOWER BOUT	14 9/16" (37CM)



SHAPE SIZE



THE DELICATE SOUNDBOARD BALANCE

Spruce and cedar soundboards have been used for well over a millennium, and the modern bracing system has been around for at least 150 years. We use a traditional “X” bracing pattern on our steel-string models, differently voiced for each application.

Rather than make any radical departures, we make many small changes that add up to a significant difference in volume, balance and richness. Takamine™ soundboards are braced and voiced by hand—by tapping each top, a skilled luthier knows just how to shape the braces for the best possible response.

THE FRET SECRET

Most guitar makers don’t give frets enough credit—or attention. A good fret job can help a player reach new heights.

Examine the frets on a Takamine™ Pro Series guitar. What you see is the work of a laser-guided fret finishing system that levels and crowns each fret to within 0.0001” of dead-on. Fret a note, notice how the string contacts the center line of the fret perfectly, and hear the clarity when you play. A good fret job can be the difference between a nice guitar and a great guitar.

APPOINTMENTS BY DELUXE

Takamine™ pioneered the use of uncommonly artistic and complex inlay work on guitars for working players. We’ve developed the art of design and the craft of precise inlay work far beyond the capabilities of most other guitar makers.

Look closely at Takamine™ rosettes and inlays. Such meticulous handiwork is a clearly visible sign of our commitment to excellence in every element of our guitars.

BODY TALK

With their many distinctive curves, guitar bodies accommodate a wide range of frequencies. Different body shapes favor different frequencies, giving them a distinct tonal character. Dreadnoughts are typically louder, with stronger lows. Smaller bodies, such as our NEX, tend to be more balanced. A thinner body may project less but sound more pleasing. Play as many sizes as you can with comfort and sound in mind. Your choice is very personal—what sounds and feels best to you.

IS THERE A PERFECT NECK SHAPE?

A century ago, the wide classical shape with a flat fingerboard was the only shape considered “proper,” but we’ve become more open-minded since then. Some players feel you can never be too thin, while others feel it’s far better to be fat. It’s that personal taste thing again.

Takamine™ necks have an asymmetrical “C” shape—an ergonomic contour that fits the natural shape of your hand. Overall, it’s thin from front to back and medium in width, with a gentle fingerboard arch. Perfectly comfortable.

SKIN DEEP AND MORE

Your Takamine™ is beautiful on the outside, but beauty is more than skin deep. Look inside and see for yourself—finely sanded braces and meticulously cut linings display a level of hand craftsmanship fast disappearing from modern guitars.

There’s a century-old phrase from the arts and crafts movement: “Anything worth doing is worth doing well.” That spirit lives on today at Takamine.